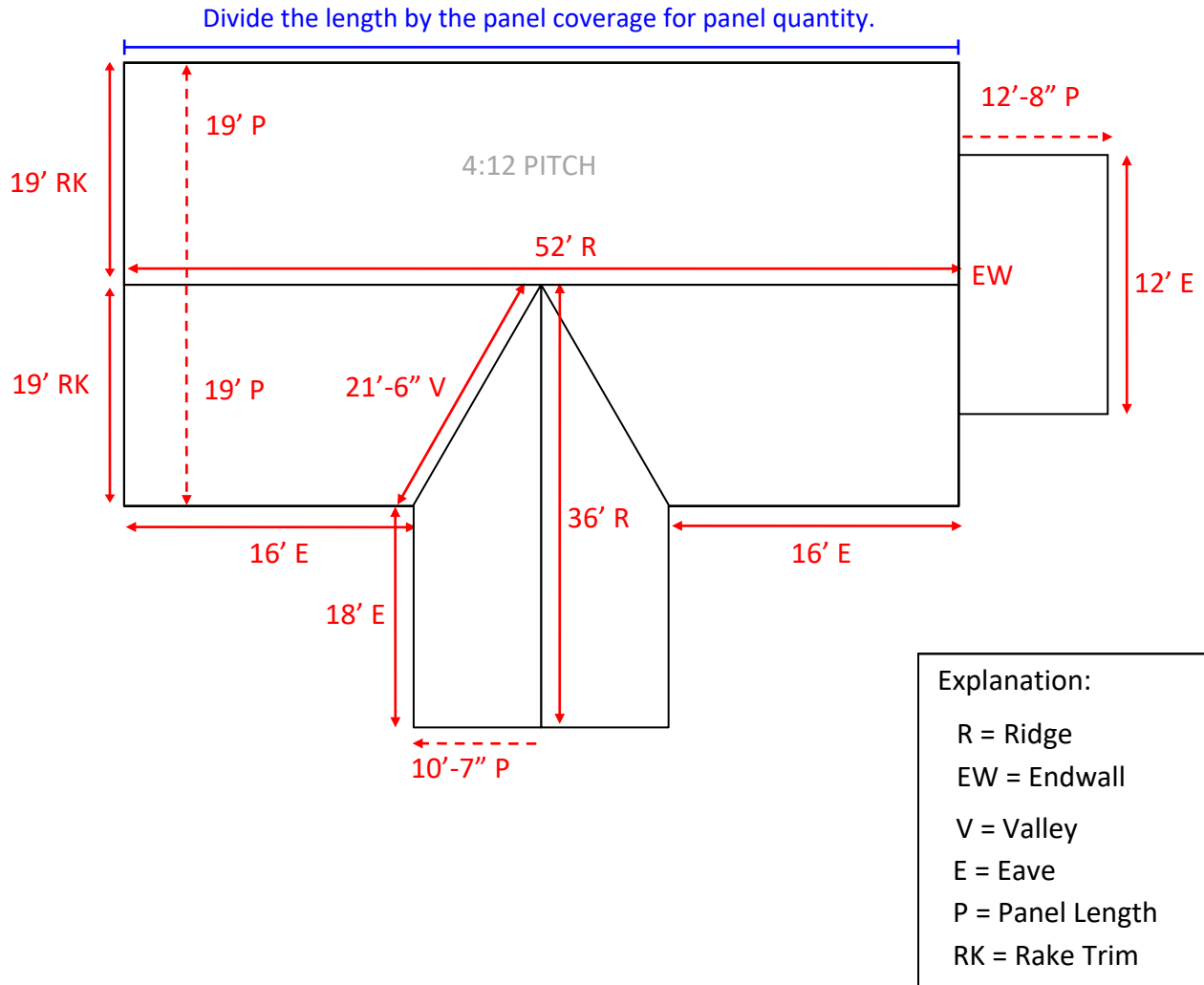


# HOW TO FIGURE METAL ROOFING MATERIALS

- The first step in figuring your metal roofing is to make a sketch of it, complete with the roof measurements. Take the house below as an example:

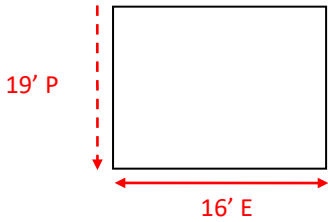
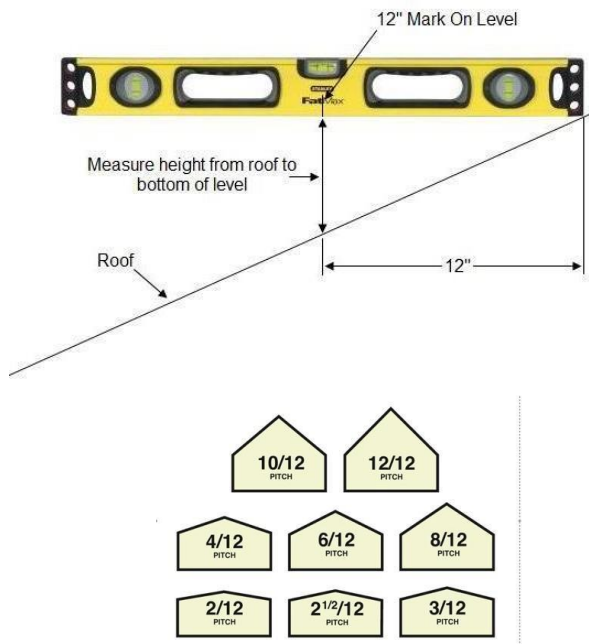


**Note:** From here you can just present us with a drawing and the product you desire, and from there we will assist in figuring both the panels and trim you need.



Toll Free (877) 889-7802  
 Fax (574) 223-7846  
 Website [www.ramcosupply.com](http://www.ramcosupply.com)  
 Email [sales@ramcosupply.com](mailto:sales@ramcosupply.com)

# Figuring Metal Panel Materials:

<b>Figuring Panels</b>	<b>Figuring Roof Pitch</b>
<p>Divide the width of each section by the width of the panel you are using to get the number of panels. Specify the panel lengths.</p> <p>In this example, for a 3' wide panel you would need 6pc at 19' long for this section. For standing seam with 16" coverage, you would need 12pc at 19'2". Always add 2" to the roof measurements for standing seam panel lengths.</p> 	
<p>Make a list showing the quantity needed for each length.</p>	

<b>Trim</b>	<b>Examples from Page 1.</b>
<p>Add up the total footage of each type of trim; ridge, rake, eave, valley, transition, endwall, sidewall, etc and put it in a list like this:</p>	<ul style="list-style-type: none"> <li>• Ridge – 88 feet</li> <li>• Rake Trim – 124 feet</li> <li>• Eave – 132 feet</li> <li>• Valley – 44 feet</li> <li>• Endwall – 12 feet</li> </ul>
<p>It is recommended that you add about 10% to each trim quantity for waste, trim laps, etc...</p>	





# QUOTE REQUEST SHEET – METAL ROOFING

Fill this sheet out and send it along with your materials list or drawing, and we'll gladly figure up the cost.  
We can then email or fax it directly to you.

<b>Name:</b>		<b>Date:</b>	
<b>Phone:</b>			
<b>Cell: (optional)</b>			
<b>Fax: (optional)</b>			
<b>Email: (optional)</b>			
<b>Ship To Address:</b>			

Notes:



Toll Free (877) 889-7802  
Fax (574) 223-7846  
Website [www.ramcosupply.com](http://www.ramcosupply.com)  
Email [sales@ramcosupply.com](mailto:sales@ramcosupply.com)