

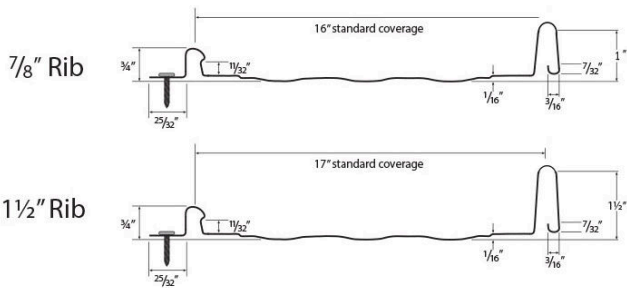


# Standing Seam

*Crafted For The Professional To Last A Lifetime*



Optional Pre-Notched



## Summary

Standing Seam is designed with a concealed fastener system. Additionally the panel comes with a pre-notched option which saves contractors installation time on the job site.

## Panel Specifications

### Thickness

- ✓ 26 Gauge Steel - .0185" Before Paint .0202" After Paint
- ✓ 50,000 PSI

### Rust Protection

- ✓ AZ50 Galvalume Substrate

### Paint System

- ✓ Sherwin Williams Weather XL
- ✓ Kynar 500 in select colors

### Sizing

- ✓ 35" Coverage with 1.030" Rib Height
- ✓ Minimum Slope: 3/12

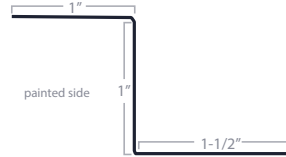


# 1" Trims

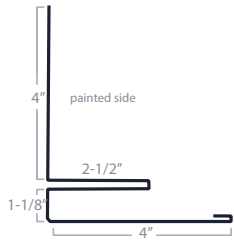
## Standing Seam



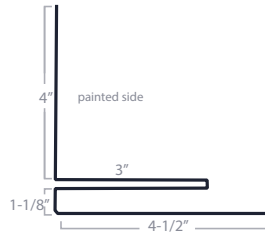
Concealed Fastener Ridge



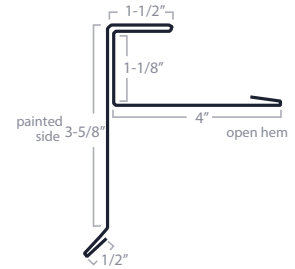
Solid & Vented Z Trim



Sidewall



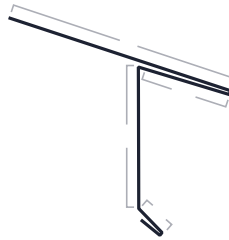
Open Hem



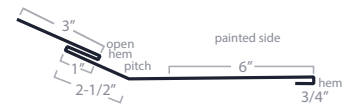
Concealed Fastener Rake



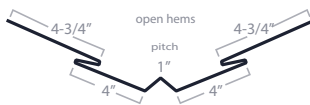
Off-Set Cleat



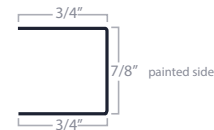
D-Edge



Transition Trim



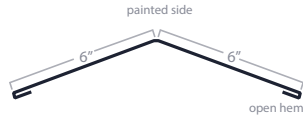
Valley Trim



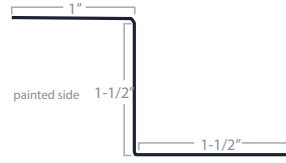
Filler Trim

# 1.5" Trims

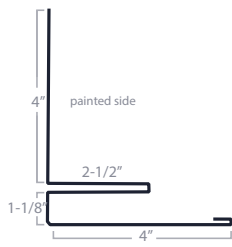
## Standing Seam



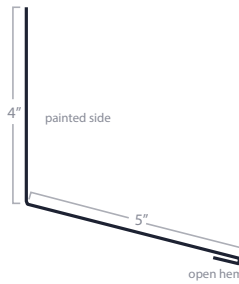
Concealed Fastener Ridge



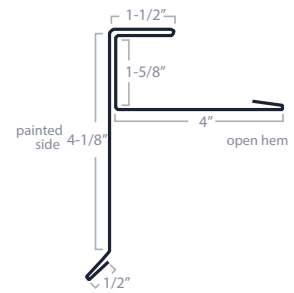
Solid & Vented Z Trim



Sidewall



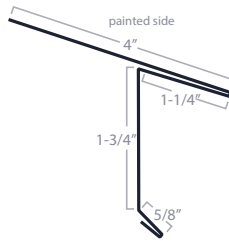
Endwall



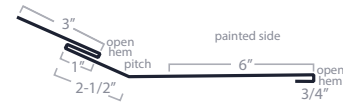
Concealed Fastener Rake



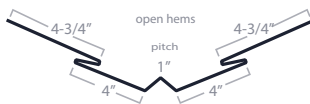
Off-Set Cleat



D-Edge



Transition Trim



Valley Trim